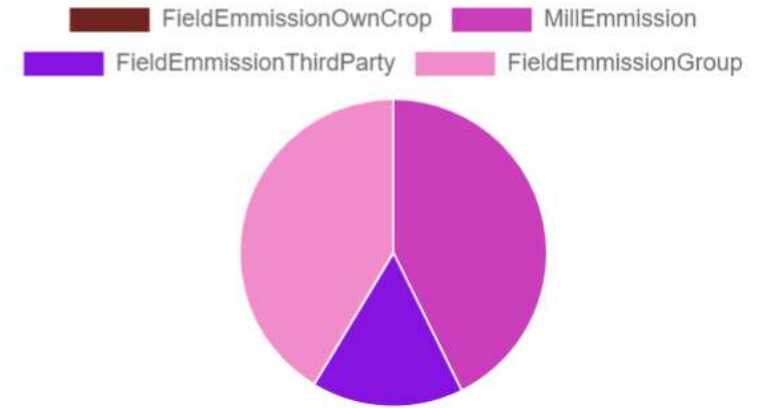


Palmaceite S.A POM - 2022 Summary

Summary Emission

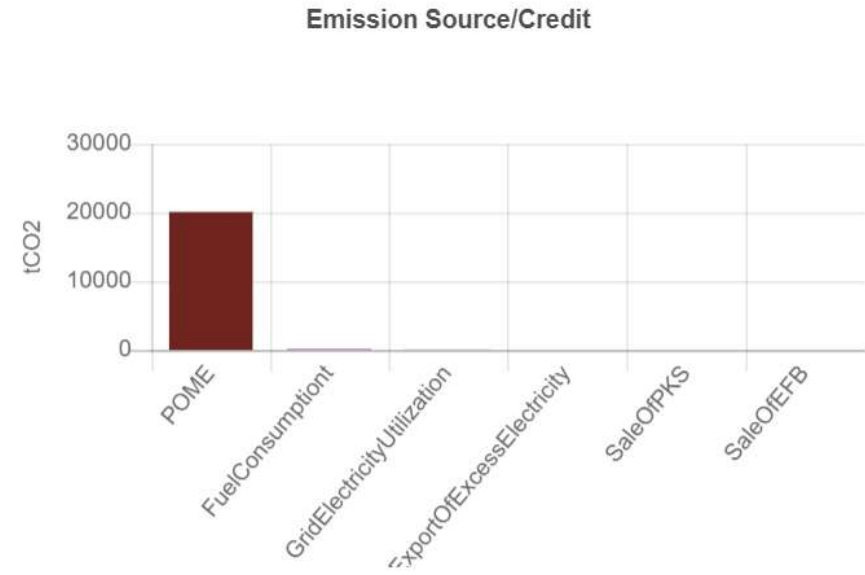
Product	tCOe2 / tProduct	Action
CPO	-0.15	
PK	-0.15	
PKO	0.00	
PKE	0.00	

Description	Unit	Value	Action
Oil palm planted on mineral soil	Ha	15967.79	
Oil palm planted area on peat	Ha	0.00	
Total oil palm planted area	Ha	15967.79	
Conservation area (Forested)	Ha	452.70	
Conservation area (Non-Forested)	Ha	0.00	
FFB Production per hectarage	t/ha	17.38	
OER	%	20.42	
KER	%	5.77	



Mill Emissions and Credits

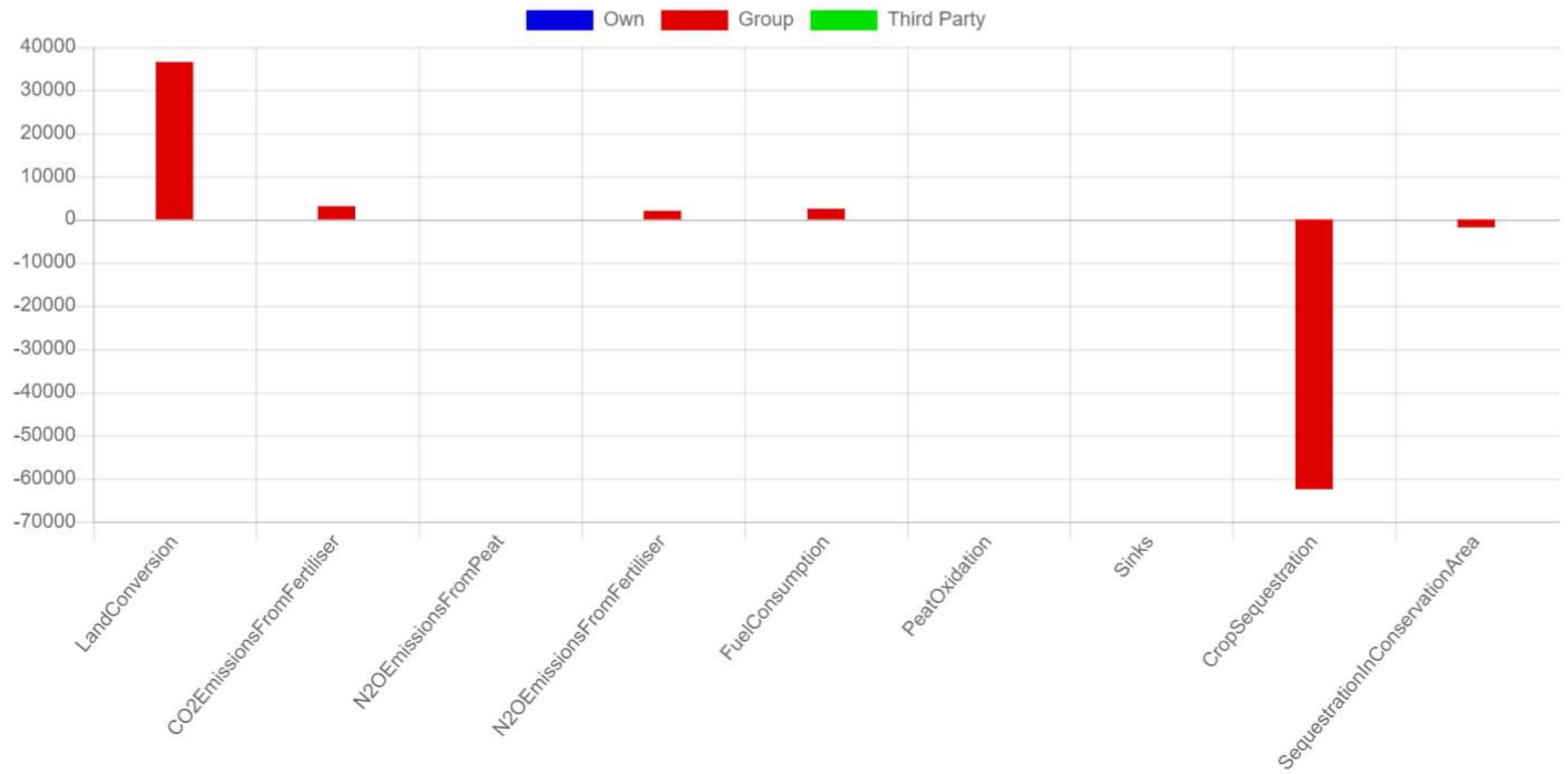
Description	tCO2	tCO2e/t FFB	Action
Emission Sources			
POME	20205.18	0.11	
Fuel Consumption	246.96	0.00	
Grid Electricity Utilisation	65.94	0.00	
Credits			
Export of Excess Electricity to Housing & Grid	0.00	0.00	
Sale of PKS	0.00	0.00	
Sale of EFB	0.00	0.00	
Total	20518.08	0.11	



Estate/Plantation field emissions and sinks

	Own			Group			3rd Party			Total
Description	tCO2e	tCO2e/ha	tCO2e/t FFB	tCO2e	tCO2e/ha	tCO2e/t FFB	tCO2e	tCO2e/ha	tCO2e/t FFB	Total
Emission Source										
Land Conversion	0.00	0.00	0.00	36682.55	2.30	0.28	0.00	0.00	0.00	36682.55
CO2 Emissions from Fertiliser	0.00	0.00	0.00	3261.45	0.20	0.02	0.00	0.00	0.00	3261.45
N2O Emissions from Peat	0.00	0.00	0.00	0.00	0.00	0.00	0.00	0.00	0.00	0.00
N2O Emissions from Fertiliser	0.00	0.00	0.00	2176.55	0.14	0.02	0.00	0.00	0.00	2176.55
Fuel Consumption	0.00	0.00	0.00	2670.89	0.17	0.02	0.00	0.00	0.00	2670.89
Peat Oxidation	0.00	0.00	0.00	0.00	0.00	0.00	0.00	0.00	0.00	0.00
Sinks										
Crop Sequestration	0.00	0.00	0.00	-62681.14	-3.93	-0.48	0.00	0.00	0.00	-62681.14
Sequestration in Conservation Area	0.00	0.00	0.00	-2005.98	-0.13	-0.02	0.00	0.00	0.00	-2005.98
Total	0.00	0.00	0.00	-19895.67	-1.25	-0.15	-7675.56	0.00	0.00	-27571.24

Field Emission and Sinks



Emissions from Palm Kernel Crusher

Emission Source	tCO2e
PK from own mill	0.00
PK from other sources	0.00
Fuel Consumption	0.00
Total Crusher Emissions	0.00

